静音系列 Mute series

- 静音、高速运行流畅，测试使用寿命达2千万次；
- 可将拖链内外侧挡片打开，方便检查或更换线缆；
- 可装竖隔片、横隔片区分空间，更有效保护线缆。
- Quiet, high-speed operation smooth, test service life up to 20 million times;
- The ledge of cable chain is able to open to inspect or replace cable.
- The cable chain can be mounted separator and cross separator to divide space and effectively protect cables.

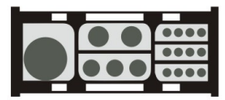

主要技术参数 Basic technical data

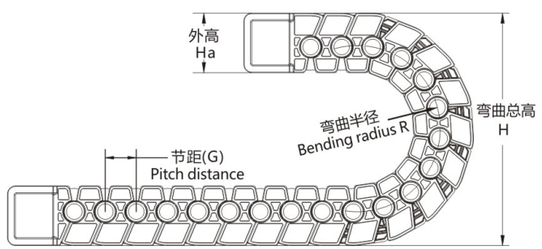

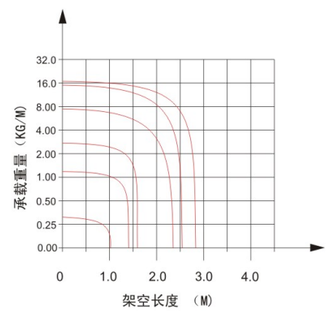

链长=S/2+K，S= 行程距离，K=π.R+" 安全量"
length of chain=S/2+K,S=stroke.K=π.R+"safety ration"

安装实际高度:H_F=H+Ha
Actual mounting height:H_F=H+Ha

接头安装尺寸图 Joint installation dimension drawing

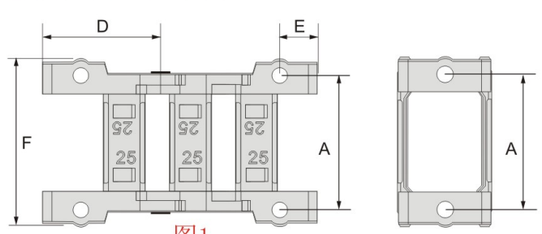

图1

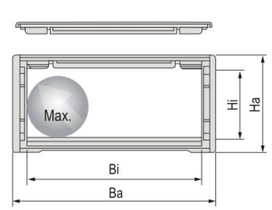

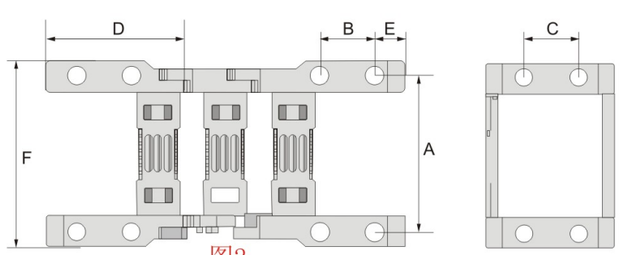

图2

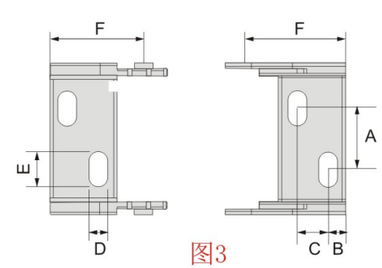

图3

静音10系列-桥式不开 Mute 10 series -Bridge type not open

	内高 Hi	内宽 Bi	外高 Ha	外宽 Ba	弯曲半径 Bending radius R	款式 Styles	节距(G) Pitch distance	孔径(mm) Bore diameter D	孔径(mm) Bore diameter E	接头孔距(mm) Hole distance A	B	C	F	接头型号 Connector type
图3	10	20	13	26	R28	Q.B	15mm	3	6	7	5.5	4	20	10、20JY、12PZ
	10	30	13	37			13mm	4.5	8	15	4	8	23	10、30JY、12PZ
	10	40	13	47	R38			4	4	2	7	-	20	10、40JY、12PZ

静音18系列-两侧可开 Mute 18 series - open on both sides

	内高 Hi	内宽 Bi	外高 Ha	外宽 Ba	弯曲半径 Bending radius R	款式 Styles	节距(G) Pitch distance	接头孔距(mm) Hole distance A	B	C	D	E	F	孔径 Bore diameter
图1	18	18	25	29	R28	Q.S	17.5mm	28.5	-	-	30	10	37	4.2mm
	18	25	25	36	R38			35.5	-	-	30	10	44	
	18	37	25	48				47.5	-	-	30	10	56	
	18	50	25	61	R50			60.5	-	-	30	10	67	

静音25系列-两侧可开 Mute 25 series - open on both sides

	内高 Hi	内宽 Bi	外高 Ha	外宽 Ba	弯曲半径 Bending radius R	款式 Styles	节距(G) Pitch distance	接头孔距(mm) Hole distance A	B	C	D	E	F	孔径 Bore diameter
图1	25	25	35	40	R55	Q.S	23mm	35	-	-	32	9	46	4.5mm
	25	38	35	54	R75			48.5	-	-	32	9	60	
	25	50	35	65	R100			60	-	-	32	9	71	
	25	57	35	72	R125			67	-	-	32	9	78	
	25	60	35	75	R150			70	-	-	32	9	81	
	25	70	35	85				80	-	-	32	9	91	
	25	77	35	92				87	-	-	32	9	98	
	25	80	35	95				90	-	-	32	9	101	
	25	90	35	105				100	-	-	32	9	111	
	25	103	35	118				113	-	-	32	9	124	
	25	125	35	145				135	-	-	32	9	146	
	25	150	35	170				160	-	-	32	9	171	

静音35系列-两侧可开 Mute 35 series - open on both sides

	内高 Hi	内宽 Bi	外高 Ha	外宽 Ba	弯曲半径 Bending radius R	款式 Styles	节距(G) Pitch distance	接头孔距(mm) Hole distance A	B	C	D	E	F	孔径 Bore diameter
图2	35	38	43	59	R75	Q.S	25mm	51	15	15	55	12.5	63	5.5 mm
	35	50	43	70	R100			62	15	15	55	12.5	74	
	35	57	43	77	R125			69	15	15	55	12.5	81	
	35	60	43	80	R150			72	15	15	55	12.5	84	
	35	70	43	90				82	15	15	55	12.5	94	
	35	77	43	97				89	15	15	55	12.5	101	
	35	80	43	100				92	15	15	55	12.5	104	
	35	90	43	110				102	15	15	55	12.5	114	
	35	103	43	123				115	15	15	55	12.5	127	
	35	125	43	145				137	15	15	55	12.5	149	
	35	150	43	170				162	15	15	55	12.5	174	

静音45系列-两侧可开 Mute 45 series - open on both sides

	内高 Hi	内宽 Bi	外高 Ha	外宽 Ba	弯曲半径 Bending radius R	款式 Styles	节距(G) Pitch distance	接头孔距(mm) Hole distance A	B	C	D	E	F	孔径 Bore diameter
图2	42	50	54	70	R75	Q.S	27.8mm	64	22.5	22.5	61	12.5	76	5.5 mm
	42	62	54	82	R100			76	22.5	22.5	61	12.5	88	
	42	70	54	90	R125			84	22.5	22.5	61	12.5	96	
	42	75	54	95	R150			89	22.5	22.5	61	12.5	101	
	42	100	54	120				114	22.5	22.5	61	12.5	126	
	42	125	54	145				139	22.5	22.5	61	12.5	151	
	42	150	54	170				164	22.5	22.5	61	12.5	176	

静音52系列-两侧可开 Mute 52 series - open on both sides

	内高 Hi	内宽 Bi	外高 Ha	外宽 Ba	弯曲半径 Bending radius R	款式 Styles	节距(G) Pitch distance	接头孔距(mm) Hole distance A	B	C	D	E	F	孔径 Bore diameter
图2	52	50	65	74	R100	Q.S	30mm	66	22.5	22.5	64	15	80	6.5mm
	52	62	65	86	R150			78	22.5	22.5	64	15	92	
	52	70	65	94				86	22.5	22.5	64	15	100	
	52	75	65	99				91	22.5	22.5	64	15	105	
	52	100	65	124				116	22.5	22.5	64	15	130	
	52	125	65	149				141	22.5	22.5	64	15	155	
	52	150	65	174				166	22.5	22.5	64	15	180	

注：Q.S表示为桥式两侧打开型；
Note: Q.S–Bridge type open of both side;

微型桥式系列 Micro bridge series
桥式不开 Bridge type not open

- 噪音低、运行流畅，测试使用寿命达2 千万次；
- 拖链不需打开，即可装拆线缆。
- The cable chain is low noise and smooth operation. Its tested service life is up to 20 million times;
- Cable installation,drag chain removal do not need to be opened.

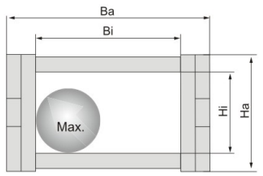

主要技术参数 Basic technical data

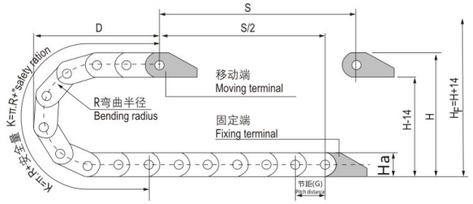

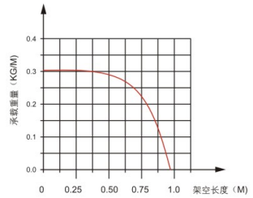

链长=S/2+K，S= 行程距离，K=π.R+" 安全量"
length of chain=S/2+K,S=stroke.K=π.R+"safety ration"

R	18	28	38
H	50	70	90
D	40	50	60
K	90	120	150

安装实际高度:H_F=H+14mm(负载0.2kg/m)
Actual mounting height:H_F=H+14mm(load 0.2kg/m)


Q.B型


Q.W型

微型桥式系列 Micro bridge series
桥式可开 Bridge type open

- 噪音低、运行流畅，测试使用寿命达2 千万次；
- 可将拖链外侧挡片打开，方便检查或更换线缆.
  适用于直径8毫米以下线缆。
- The cable chain is low noise and smooth operation. Its tested service life is up to 20 million times;
- It can open the outer baffle of the drag chain to facilitate the inspection or replacement of the cable;
- The cable chain is suitable for a diameter of 8mm or less of cable.

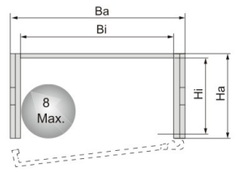

微型系列 Mini Series

序列号 No.	内高 Hi	内宽 Bi	外高 Ha	外宽 Ba	弯曲半径 Bending radius R	款式 Styles	节距(G) Pitch distance	孔径(mm) Bore diameter D	孔径(mm) Bore diameter E	接头孔距 (mm) Hole distance A	接头孔距 (mm) Hole distance B	接头孔距 (mm) Hole distance C	接头型号 Connector type	
5系列	5	5	8	8.5	R10	Q.B	10.0mm	2.3	2.3	-	4	8	5、5、Q.B、12PZ	图1
7系列	7	7	10	13.3	R15 R28		17.8mm	4.3	3.1	-	5	8	7、7、Q.B、12PZ	
	7	15	10	20	R28		16.6mm	4	5.5	7.5	4	8	7、15、Q.B、12PZ	图2
10系列 桥式不开	10	10	15	18	R18 R28		20.5mm	5	3.3	-	5	8	10、10、Q.B、12PZ	图1
	10	15	15	23				3.8	11	-	7	10	10、15、Q.B、12PZ	
	10	20	15	28				3.8	11	-	5.5	10	10、20、Q.B、12PZ	
	10	30	15	37				3.8	7	-	7.5	10	10、30、Q.B、12PZ	
	12	40	16.5	47.5	R38			3.3	3.3	23	9	-	12、40、Q.B、12PZ	图2
10系列 桥式可开	10	11	15	17.5	R18 R28 R38	Q.W	16.7mm	3.4	3.4	7	4	8	10、11、Q.W、12PZ	
	10	15	15	23				3.4	3.4	10	4	8	10、15、Q.W、12PZ	
	10	20	15	28				3.4	3.4	12	4	8	10、20、Q.W、12PZ	
	10	30	15	38				3.4	3.4	22	4	8	10、30、Q.W、12PZ	

注:Q.B表示为桥式不可开型；Q.W表示为桥式外开型
Note: Q.B indicates that it cannot be opened; Q. W is the external opening type;

接头安装尺寸图 Joint installation dimension drawing

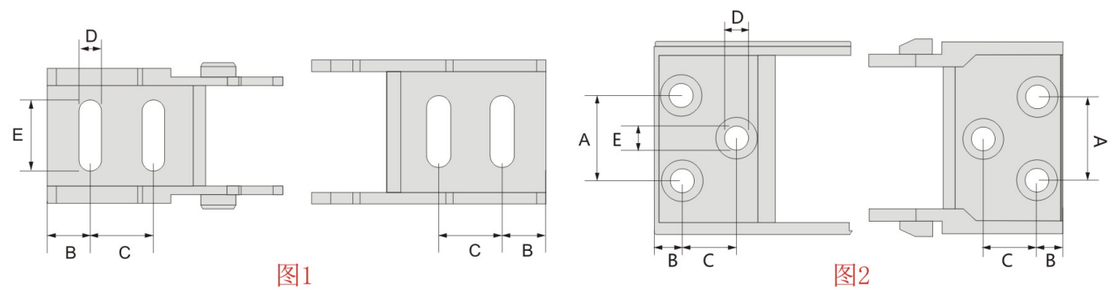

桥式15系列 Bridge 15 series

桥式可开/不开 Bridge open / not open

- 噪音低、运行流畅，测试使用寿命达2 千万次；
- 可将拖链外侧挡片打开，方便检查或更换线缆；
- 适用于直径12毫米以下线缆。
- The cable chain is low noise and smooth operation. Its tested service life is up to 20 million times;
- It can open the outer baffle of the drag chain to facilitate the inspection or replacement of the cable;
- The cable chain is suitable for a diameter of 12mm or less of cable.

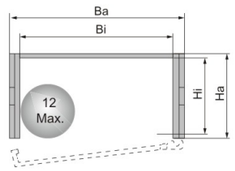

主要技术参数 Basic technical data

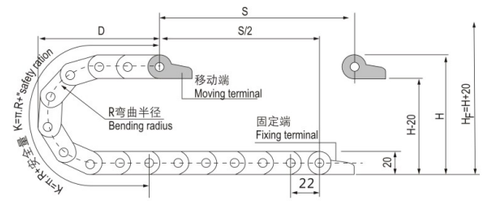

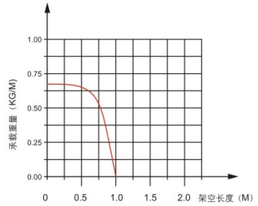

节距=22mm，每米节数=45，链长=S/2+K，S= 行程距离，K=π.R+" 安全量"
Pitch=22mm,link per meter=45,length of chain=S/2+K,S=stroke.K=π.R+"safety ration"

R	28	38	48
H	76	96	116
D	58	68	78
K	140	160	200

安装实际高度:H_F=H+20mm(负载0.3kg/m)
Actual mounting height:H_F=H+20mm(load 0.3kg/m)

Q.W型

BF.N型

Q.B型

半封闭15系列 Semi closed 15 series

内侧打开 Inside open

- 噪音低、运行流畅，测试使用寿命达2千万次；
- 可将拖链内侧档片打开，方便检查或更换线缆；
- 适用于直径12毫米以下线缆
- The cable chain is low noise and smooth operation. Its tested service life is up to 20 million times.
- The ledge of cable chain is able to open to inspect or replace cable.
- The cable chain is suitable for a diameter of 12mm or less of cable.

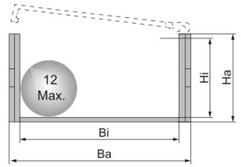

15系列 15 series

序列号 No.	内高 Hi	内宽 Bi	外高 Ha	外宽 Ba	弯曲半径 Bending radius R	款式 Styles	节距(G) Pitch distance	孔径(mm) Bore diameter D	孔径(mm) Bore diameter E	接头孔距(mm) Hole distance A	接头孔距(mm) Hole distance B	接头孔距(mm) Hole distance C	接头型号 Connector type	
15系列 半封闭	15	15	20	25	R28 R38 R48	BF.N	22mm	4.2	5.2	9	6	4	15、15、BF.N、12PZ	图1
	15	20	20	30				4.2	8	12	6	4	15、20、BF.N、12PZ	
	15	30	20	40				4.2	12	16	6	4	15、30、BF.N、12PZ	
	15	40	20	49				4.2	7	27	7	7	15、40、BF.N、12PZ	图2
	15	50	20	59				4.2	7	37	7	7	15、50、BF.N、12PZ	
15系列 桥式不开	15	15	20	24	R28	Q.B		4.2	4.2	10	5	5	15、15、Q.B、12PZ	图1
	15	20	20	29	R38			7	4.6	11	8	-	15、20、Q.B、12PZ	
15系列 桥式外开	15	15	20	24	R28	Q.W		4.2	5.2	-	7	8	15、15、Q.W、12PZ	图2
	15	20	20	29	R38			4.2	5.2	-	7	8	15、20、Q.W、12PZ	
	15	30	20	39	R48			4.2	5.2	22	8	9	15、30、Q.W、12PZ	

注:BF.N表示为半封闭内侧打开型；Q.B表示为桥式不可开型；Q.W表示为桥式外开型
Note: BF. N is semi closed inner open type；Q.B indicates that it cannot be opened; Q. W is the external opening type;

接头安装尺寸图 Joint installation dimension drawing

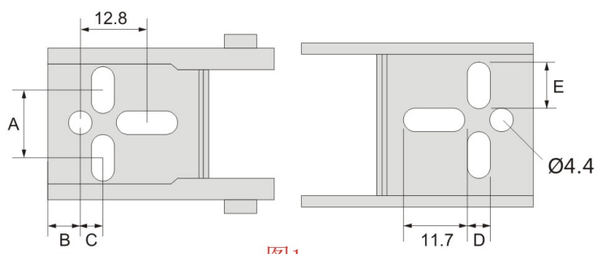

图1

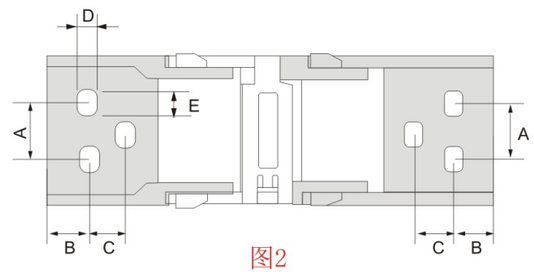

图2

桥式18系列 Bridge 18 series

桥式可开/不开 Bridge open / not open

- 噪音低、运行流畅，测试使用寿命达2 千万次；
- 可将拖链外侧挡片打开，方便检查或更换线缆；
- 适用于直径16毫米以下线缆。
- The cable chain is low noise and smooth operation. Its tested service life is up to 20 million times.
- It can open the outer baffle of the drag chain to facilitate the inspection or replacement of the cable;
- The cable chain is suitable for a diameter of 16mm or less of cable.

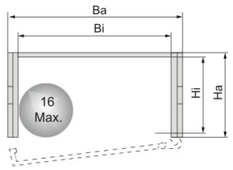

主要技术参数 Basic technical data

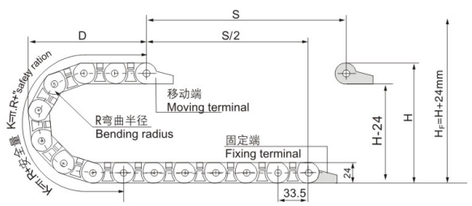

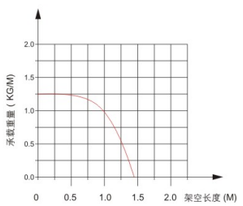

节距=33.5mm，每米节数=30，链长=S/2+K，S= 行程距离，K=π.R+" 安全量"
Pitch=33.5mm,link per meter=30,length of chain=S/2+K,S=stroke.K=π.R+"safety ration"

R	28	38	48	60	75
H	80	100	120	144	174
D	74	84	94	106	121
K	168	201	235	268	335

安装实际高度:H_F=H+24mm(负载0.5kg/m)
Actual mounting height:H_F=H+24mm(load 0.5kg/m)

Q.W型

BF.N型

Q.B型

半封闭18系列 Semi closed 18 series

内侧打开 Inside open

- 噪音低、运行流畅，测试使用寿命达2千万次；
- 可将拖链内侧档片打开，方便检查或更换线缆；
- 适用于直径16毫米以下线缆
- The cable chain is low noise and smooth operation. Its tested service life is up to 20 million times.
- The ledge of cable chain is able to open to inspect or replace cable.
- The cable chain is suitable for a diameter of 16mm or less of cable.

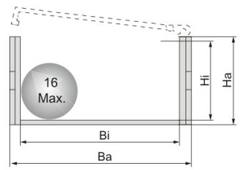

18系列 18 series

序列号 No.	内高 Hi	内宽 Bi	外高 Ha	外宽 Ba	弯曲半径 Bending radius R	款式 Styles	节距(G) Pitch distance	孔径(mm) Bore diameter D	孔径(mm) Bore diameter E	接头孔距(mm) Hole distance A	接头孔距(mm) Hole distance B	接头孔距(mm) Hole distance C	接头型号 Connector type	
18系列 半封闭	18	18	24	29	R28 R38 R48 R60 R75	BF.N	33.5mm	5.3	7.3	10.5	15	-	18、18、BF.N、12PZ	图1
	18	25	24	36				5.3	7.3	15	8	10	18、25、BF.N、12PZ	
	18	37	24	48				5.3	7.3	25.5	6.5	11	18、37、BF.N、12PZ	
	18	50	24	61				5.3	8.3	35.5	4.5	7.5	18、50、BF.N、12PZ	
18系列 桥式外开	18	18	24	29		Q.W		5.3	4.3	10.5	15	-	18、18、Q.W、12PZ	
	18	25	24	36				5.3	7.3	15	8	10	18、25、Q.W、12PZ	
	18	37	24	48				5.3	7.3	25.5	6.5	11	18、37、Q.W、12PZ	
18系列 桥式不开	18	25	24	36	R28 R38	Q.B		5.2	5.2	14.5	7.5	10	18、25、Q.B、12PZ	图2
	18	37	24	48				5.3	9.6	20	7	-	18、37、Q.B、12PZ	

注:BF.N表示为半封闭内侧打开型；Q.B表示为桥式不可开型；Q.W表示为桥式外开型
Note: BF. N is semi closed inner open type；Q.B indicates that it cannot be opened; Q. W is the external opening type;

接头安装尺寸图 Joint installation dimension drawing

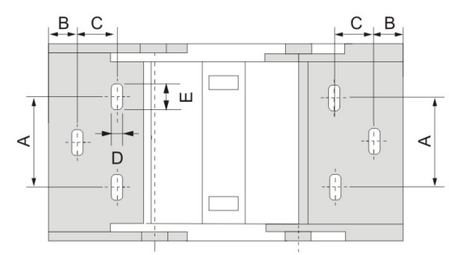

图1

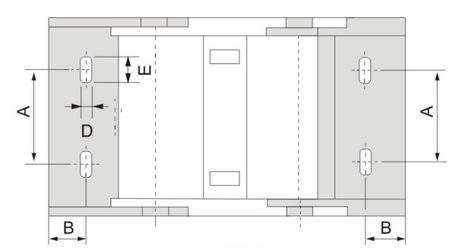

图2

全黑桥式25系列 Black bridge 25 series
两侧可开 Two sides open

- 测试使用寿命达2 千万次
- 可将拖链内外侧挡片打开，方便检查或更换线缆
- 可装竖隔片、横隔片区分空间，更有效保护线缆
- 适用于直径22毫米以下线缆
- The cable chain tested service life is up to 20 million times.
- The ledge of cable chain is able to open to inspect or replace cable.
- The cable chain can be mounted separator and cross separator to divide space and effectively protect cables.
- The cable chain is suitable for a diameter of 22mm or less of cable.

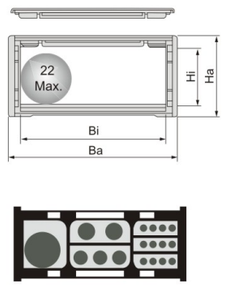

■主要技术参数 Basic technical data

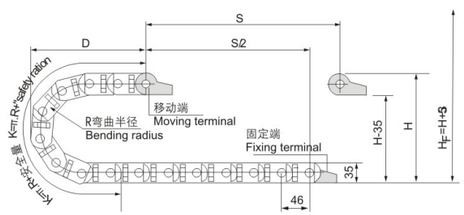

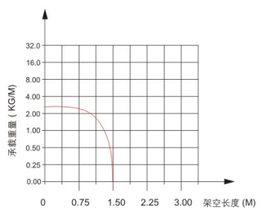

节距=46mm，每米节数=22，链长=S/2+K，S= 行程距离，K=π.R+" 安全量"
Pitch=46mm,link per meter=22,length of chain=S/2+K,S=stroke.K=π.R+"safety ration"

R	40	55	75	100	125	150	175	190	200	250
H	115	145	185	235	285	335	385	415	435	535
D	104	119	139	164	189	214	239	254	264	314
K	230	276	368	414	506	598	644	690	736	920

安装实际高度:H_F=H+35mm(负载1.0kg/m)
Actual mounting height:H_F=H+35mm(load 1.0kg/m)


Q.S型


F.S型

全黑全封闭25系列 Black all closed 25 series
两侧打开 Two sides open

- 测试使用寿命达2千万次
- 可将拖链内外侧挡片打开，方便检查或更换线缆
- 可装竖隔片、横隔片区分空间，更有效保护线缆
- 适用于直径22毫米以下线缆
- The cable chain tested service life is up to 20 million times.
- The ledge of cable chain is able to open to inspect or replace cable.
- The cable chain can be mounted separator and cross separator to divide space and effectively protect cables.
- The cable chain is suitable for a diameter of 22mm or less of cable.

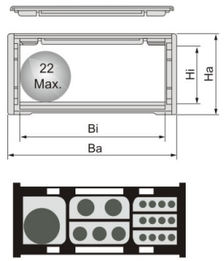

■全黑2 5系列-两侧可开 Black 25 series - open on both sides

序列号 No.	内高 Hi	内宽 Bi	外高 Ha	外宽 Ba	弯曲半径 Bending radius R	款式 Styles	节距(G) Pitch distance	孔径(mm) Bore diameter D	孔径(mm) Bore diameter E	接头孔距(mm) Hole distance A	接头孔距(mm) Hole distance B	接头孔距(mm) Hole distance C	接头型号 Connector type	
25系列 桥式两侧开	25	25	35	39	R40 R55 R75 R100 R125 R150	Q.S	46mm	6.4	11	14	11.4	41	25、25、Q.S、12PZ	
	25	38	35	53				6.4	11	25.5	11.4	41	25、38、Q.S、12PZ	
	25	50	35	65				6.4	11	38	11.4	41	25、50、Q.S、12PZ	图1
	25	57	35	72				6.4	11	45	11.4	41	25、57、Q.S、12PZ	
	25	60	35	75				6.4	11	46	11.4	41	25、60、Q.S、12PZ	
	25	77	35	92				6.4	11	62	11.4	41	25、77、Q.S、12PZ	
	25	90	35	105				6.4	11	71	11.4	41	25、90、Q.S、12PZ	图2
	25	103	35	118				6.4	11	80	11.4	41	25、103、Q.S、12PZ	
25系列 全封闭 两侧开	25	25	35	39	R55 R75 R100 R125 R150	F.S		6.4	11	14	11.4	41	25、25、F.S、12PZ	
	25	38	35	53				6.4	11	25.5	11.4	41	25、38、F.S、12PZ	
	25	50	35	65				6.4	11	38	11.4	41	25、50、F.S、12PZ	图1
	25	57	35	72				6.4	11	45	11.4	41	25、57、F.S、12PZ	
	25	60	35	75				6.4	11	46	11.4	41	25、60、F.S、12PZ	
	25	77	35	92				6.4	11	62	11.4	41	25、77、F.S、12PZ	图2
	25	90	35	105				6.4	11	71	11.4	41	25、90、F.S、12PZ	

注:Q.S表示为桥式两侧打开型；F.S表示为全封闭两侧打开型；
Note: Q.S–Bridge type open of both side；F.S–Sealing type both side opening

■接头安装尺寸图 Joint installation dimension drawing

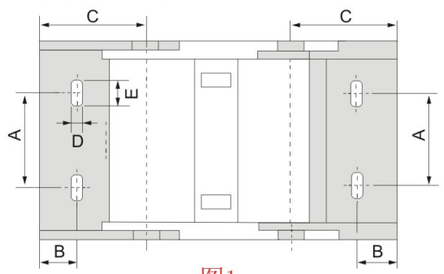

图1

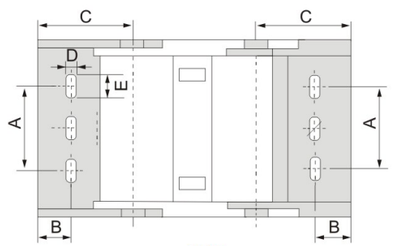

图2

20系列 Enhanced 20 series
两侧打开 Open on both sides

主要技术参数 Basic technical data

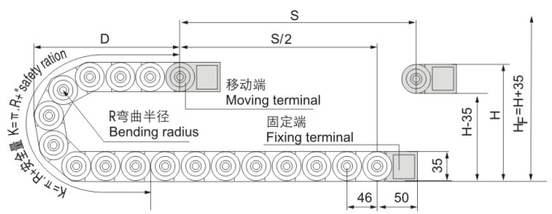

节距 =46mm ，每米节数 =22 ，链长 =S/2+K ， S= 行程距离， K= π .R+" 安全量 "+1 节距
Pitch=46mm,link per meter=22,length of chain=S/2+K,S=stroke.K= π .R+"safety ration"+1 Pitch

R	55	75	100	125	150
H	145	185	235	285	335
D	124	144	169	194	219
K	276	368	460	506	598

- 卡扣式连接
- 可将拖链双侧档片打开，方便安装、检查或更换线缆
- 开装竖隔片、横隔片区分空间，更有效保护线缆
- 适应于直径17毫米以下线缆
- Sanp-on connection
- The ledge of the cable chain is able to open to install, inspect and replace cables.
- The cable chain can be mounted separator and cross separator to effectively protect cables.
- The cable chain is suitable for a diameter of 17mm or less of cable.

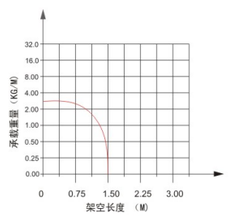

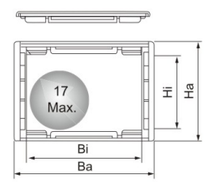

接头安装尺寸图 Joint installation dimension drawing



H20系列-两侧打开 H20 series - both sides open

序列号 No.	内高 Hi	内宽 Bi	外高 Ha	外宽 Ba	弯曲半径 Bending radius R	款式 Styles	节距(G) Pitch distance	接头孔距 (mm) Hole distance A	B	C	D	E	F	孔径 Bore diameter
20系列	20	25	35	44	R55 R75 R100 R125 R150	Q.S / F.S	46mm	39	15	15	50	9	46	4.4mm
	20	38	35	57				52	15	15	50	9	59	
	20	50	35	69				64	15	15	50	9	71	
	20	57	35	76				71	15	15	50	9	78	
	20	60	35	79				74	15	15	50	9	81	
	20	75	35	94				89	15	15	50	9	96	
	20	77	35	96				91	15	15	50	9	98	
	20	100	35	119		Q.S		114	15	15	50	9	121	
	20	103	35	122				117	15	15	50	9	124	

注：Q.S表示为桥式两侧打开型；F.S表示为全封闭两侧打开型；
Note: Q.S–Bridge type open of both side；F.S–Sealing type both side opening

增强25系列 Enhanced 25 series
两侧打开 Open on both sides

主要技术参数 Basic technical data

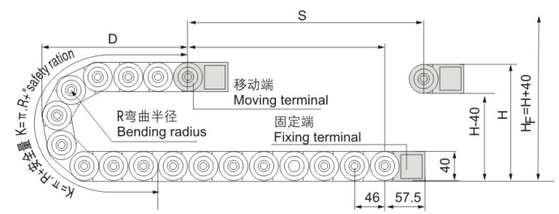

节距 =46mm ，每米节数 =22 ，链长 =S/2+K ， S= 行程距离， K= π .R+" 安全量 "+1 节距
Pitch=46mm,link per meter=22,length of chain=S/2+K,S=stroke.K= π .R+"safety ration"+1 Pitch

R	55	75	100	125	150
H	150	190	240	290	340
D	124	144	169	194	219
K	276	368	460	506	598

- 卡扣式连接
- 可将拖链双侧档片打开，方便安装、检查或更换线缆
- 开装竖隔片、横隔片区分空间，更有效保护线缆
- 适应于直径22毫米以下线缆
- Sanp-on connection
- The ledge of the cable chain is able to open to install, inspect and replace cables.
- The cable chain can be mounted separator and cross separator to effectively protect cables.
- The cable chain is suitable for a diameter of 22mm or less of cable.

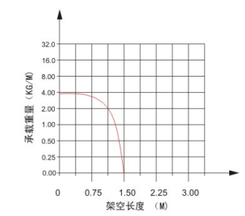

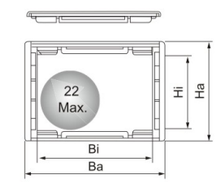

接头安装尺寸图 Joint installation dimension drawing

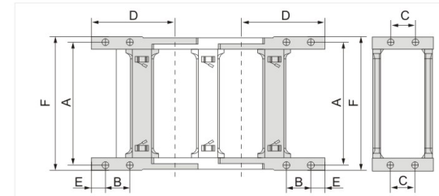

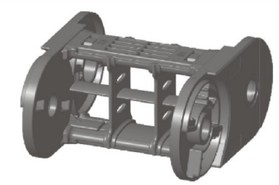



H25系列-两侧打开 H25 series - both sides open

序列号 No.	内高 Hi	内宽 Bi	外高 Ha	外宽 Ba	弯曲半径 Bending radius R	款式 Styles	节距(G) Pitch distance	接头孔距 (mm) Hole distance A	B	C	D	E	F	孔径 Bore diameter
25系列	25	25	40	44	R55 R75 R100 R125 R150	Q.S / F.S	46mm	37.5	16	16	57.5	9	46.5	4.4mm
	25	38	40	57				50.5	16	16	57.5	9	59.5	
	25	50	40	69				62.5	16	16	57.5	9	71.5	
	25	57	40	76				69.5	16	16	57.5	9	78.5	
	25	60	40	79				72.5	16	16	57.5	9	81.5	
	25	75	40	94				87.5	16	16	57.5	9	96.5	
	25	77	40	96				89.5	16	16	57.5	9	98.5	
	25	90	40	109				102.5	16	16	57.5	9	111.5	
	25	100	40	119		Q.S		112.5	16	16	57.5	9	121.5	
	25	103	40	122				115.5	16	16	57.5	9	124.5	

注：Q.S表示为桥式两侧打开型；F.S表示为全封闭两侧打开型；
Note: Q.S–Bridge type open of both side；F.S–Sealing type both side opening

增强30系列 Enhanced 30 series
两侧打开 Open on both sides

主要技术参数 Basic technical data

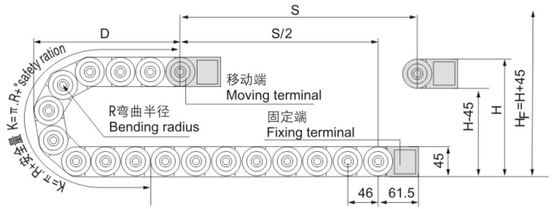

- 卡扣式连接
- 可将拖链双侧档片打开，方便安装、检查或更换线缆
- 开装竖隔片、横隔片区分空间，更有效保护线缆
- 适应于直径27毫米以下线缆
- Sanp-on connection
- The ledge of the cable chain is able to open to install, inspect and replace cables.
- The cable chain can be mounted separator and cross separator to effectively protect cables.
- The cable chain is suitable for a diameter of 27mm or less of cable.

节距 =46mm ，每米节数 =22 ，链长 =S/2+K ， S= 行程距离， K= π .R+" 安全量 "+1 节距
Pitch=46mm,link per meter=22,length of chain=S/2+K,S=stroke.K= π .R+"safety ration"+1 Pitch

R	55	75	100	125	150
H	155	195	245	295	345
D	124	144	169	194	219
K	276	368	460	506	598

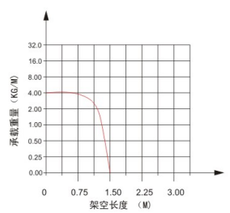

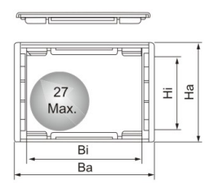

接头安装尺寸图 Joint installation dimension drawing

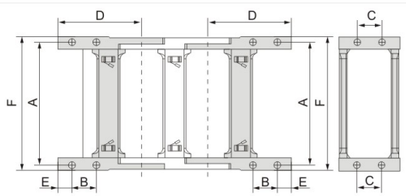

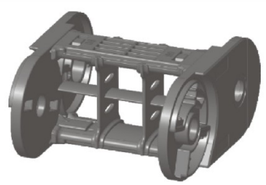



H30系列-两侧打开 H30 series - both sides open

序列号 No.	内高 Hi	内宽 Bi	外高 Ha	外宽 Ba	弯曲半径 Bending radius R	款式 Styles	节距(G) Pitch distance	接头孔距 (mm) Hole distance A	B	C	D	E	F	孔径 Bore diameter
30系列	30	25	45	45	R55 R75 R100 R125 R150	Q.S / F.S	46mm	39	18	18	61.5	11	49	5.5mm
	30	38	45	58				52	18	18	61.5	11	62	
	30	50	45	70				64	18	18	61.5	11	74	
	30	57	45	77				71	18	18	61.5	11	81	
	30	60	45	80				74	18	18	61.5	11	84	
	30	75	45	95				89	18	18	61.5	11	99	
	30	77	45	97				91	18	18	61.5	11	101	
	30	100	45	120				114	18	18	61.5	11	124	
	30	103	45	123		Q.S		117	18	18	61.5	11	127	

注：Q.S表示为桥式两侧打开型；F.S表示为全封闭两侧打开型；
Note: Q.S-Bridge type open of both side；F.S-Sealing type both side opening

增强35系列 Enhanced 35 series
两侧打开 Open on both sides

主要技术参数 Basic technical data

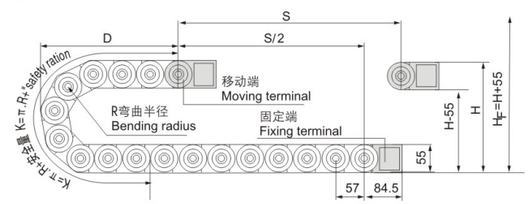

- 卡扣式连接
- 可将拖链双侧档片打开，方便安装、检查或更换线缆
- 开装竖隔片、横隔片区分空间，更有效保护线缆
- 适应于直径30毫米以下线缆
- Sanp-on connection
- The ledge of the cable chain is able to open to install, inspect and replace cables.
- The cable chain can be mounted separator and cross separator to effectively protect cables.
- The cable chain is suitable for a diameter of 30mm or less of cable.

节距 =57mm ，每米节数 =18 ，链长 =S/2+K ， S= 行程距离， K= π .R+" 安全量 "+1 节距
Pitch=57mm,link per meter=18,length of chain=S/2+K,S=stroke.K= π .R+"safety ration"+1 Pitch

R	75	100	125	150	200	300
H	205	255	305	355	455	655
D	169	194	219	244	294	394
K	396	462	528	660	792	1122

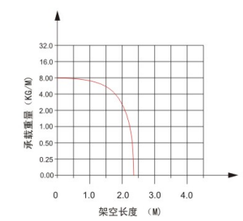

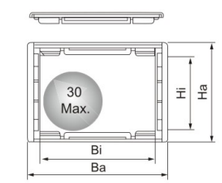

接头安装尺寸图 Joint installation dimension drawing

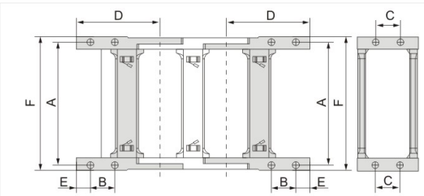

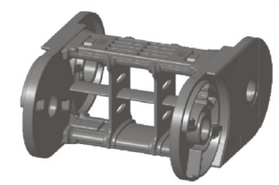



H35系列-两侧打开 H35 series - both sides open

序列号 No.	内高 Hi	内宽 Bi	外高 Ha	外宽 Ba	弯曲半径 Bending radius R	款式 Styles	节距(G) Pitch distance	接头孔距 (mm) Hole distance A	B	C	D	E	F	孔径 Bore diameter
35系列	35	38	55	64	R75 R100 R125 R150 R200 R300	Q.S / F.S	57mm	54	24	26	84.5	16	66	6mm
	35	50	55	76				66	24	26	84.5	16	78	
	35	60	55	86				76	24	26	84.5	16	88	
	35	75	55	101				91	24	26	84.5	16	103	
	35	90	55	116				106	24	26	84.5	16	118	
	35	100	55	126				116	24	26	84.5	16	128	
	35	117	55	143				133	24	26	84.5	16	145	
	35	125	55	151				141	24	26	84.5	16	153	
	35	150	55	176				166	24	26	84.5	16	178	
	35	175	55	201		Q.S		191	24	26	84.5	16	203	
	35	200	55	226				216	24	26	84.5	16	228	

注：Q.S表示为桥式两侧打开型；F.S表示为全封闭两侧打开型；
Note: Q.S-Bridge type open of both side；F.S-Sealing type both side opening

增强45系列 Enhanced 45 series

两侧打开 Open on both sides

主要技术参数 Basic technical data

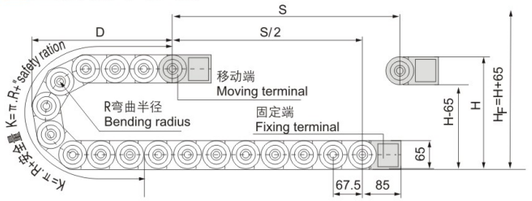

- 卡扣式连接
- 可将拖链双侧档片打开，方便安装、检查或更换线缆
- 开装竖隔片、横隔片区分空间，更有效保护线缆
- 适应于直径40毫米以下线缆
- Sanp-on connection
- The ledge of the cable chain is able to open to install, inspect and replace cables.
- The cable chain can be mounted separator and cross separator to effectively protect cables.
- The cable chain is suitable for a diameter of 40mm or less of cable.

节距 =67.5mm ，每米节数 =15 ，链长 =S/2+K ， S= 行程距离， K= π .R+" 安全量 "+1 节距
Pitch=67.5mm,link per meter=15,length of chain=S/2+K,S=stroke.K= π .R+"safety ration"+1 Pitch

R	75	100	125	150	200	250	300
H	215	265	315	365	465	565	665
D	188	213	238	263	313	363	413
K	400	480	560	640	800	960	1120

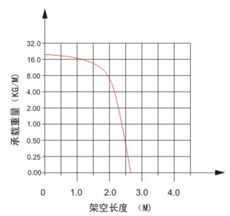

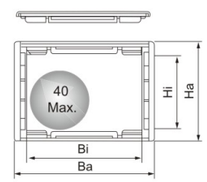

接头安装尺寸图 Joint installation dimension drawing

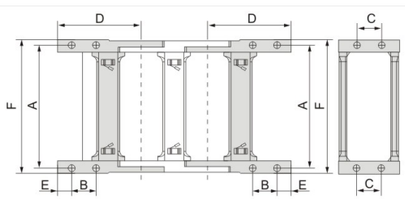

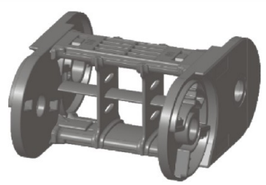



H45系列-两侧打开 H45 series - both sides open

序列号 No.	内高 Hi	内宽 Bi	外高 Ha	外宽 Ba	弯曲半径 Bending radius R	款式 Styles	节距(G) Pitch distance	接头孔距 (mm) Hole distance A	B	C	D	E	F	孔径 Bore diameter
H45系列	45	50	65	80	R75 R100 R125 R150 R200 R250 R300	Q.S / F.S	67.5mm	68	24	26	85	16	83.5	6mm
	45	60	65	90				78	24	26	85	16	93.5	
	45	75	65	105				93	24	26	85	16	108.5	
	45	90	65	120				108	24	26	85	16	123.5	
	45	100	65	130				118	24	26	85	16	133.5	
	45	117	65	147				135	24	26	85	16	150.5	
	45	125	65	155				143	24	26	85	16	158.5	
	45	150	65	180				168	24	26	85	16	183.5	
	45	175	65	205		Q.S		193	24	26	85	16	208.5	
	45	200	65	230				218	24	26	85	16	233.5	
	45	250	65	280				268	24	26	85	16	283.5	
	45	300	65	330				318	24	26	85	16	333.5	

注：Q.S表示为桥式两侧打开型；F.S表示为全封闭两侧打开型；
Note: Q.S-Bridge type open of both side；F.S-Sealing type both side opening

增强55系列 Enhanced 55 series

两侧打开 Open on both sides

主要技术参数 Basic technical data

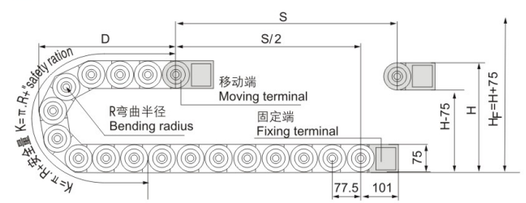

- 卡扣式连接
- 可将拖链双侧档片打开，方便安装、检查或更换线缆
- 开装竖隔片、横隔片区分空间，更有效保护线缆
- 适应于直径50毫米以下线缆
- Sanp-on connection
- The ledge of the cable chain is able to open to install, inspect and replace cables.
- The cable chain can be mounted separator and cross separator to effectively protect cables.
- The cable chain is suitable for a diameter of 50mm or less of cable.

节距 =77.5mm ，每米节数 =13 ，链长 =S/2+K ， S= 行程距离， K= π .R+" 安全量 "+1 节距
Pitch=77.5mm,link per meter=13,length of chain=S/2+K,S=stroke.K= π .R+"safety ration"+1 Pitch

R	75	100	125	150	200	250	300
H	225	275	325	375	475	575	675
D	193	218	243	268	318	368	418
K	400	480	560	640	800	960	1120

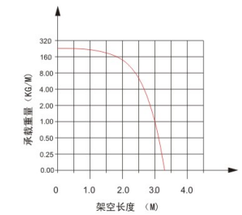

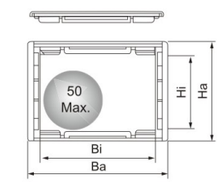

接头安装尺寸图 Joint installation dimension drawing

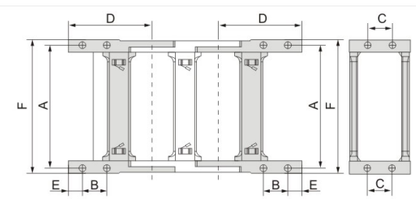

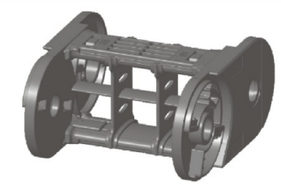

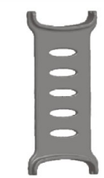

H55系列-两侧打开 H55 series - both sides open

序列号 No.	内高 Hi	内宽 Bi	外高 Ha	外宽 Ba	弯曲半径 Bending radius R	款式 Styles	节距(G) Pitch distance	接头孔距 (mm) Hole distance A	B	C	D	E	F	孔径 Bore diameter
H55系列	55	50	75	83	R75 R100 R125 R150 R200 R250 R300	Q.S / F.S	77.5mm	69	30	30	101	17	84.5	6mm
	55	60	75	93				79	30	30	101	17	94.5	
	55	75	75	108				94	30	30	101	17	109.5	
	55	90	75	123				109	30	30	101	17	124.5	
	55	100	75	132				119	30	30	101	17	134.5	
	55	117	75	149				136	30	30	101	17	151.5	
	55	125	75	158				144	30	30	101	17	159.5	
	55	150	75	183				169	30	30	101	17	184.5	
	55	175	75	208				194	30	30	101	17	209.5	
	55	200	75	233		Q.S		219	30	30	101	17	234.5	
	55	250	75	283				269	30	30	101	17	284.5	
	55	300	75	330				319	30	30	101	17	334.5	

注：Q.S表示为桥式两侧打开型；F.S表示为全封闭两侧打开型；
Note: Q.S-Bridge type open of both side；F.S-Sealing type both side opening

增强65系列 Enhanced 65 series

两侧打开 Open on both sides

主要技术参数 Basic technical data

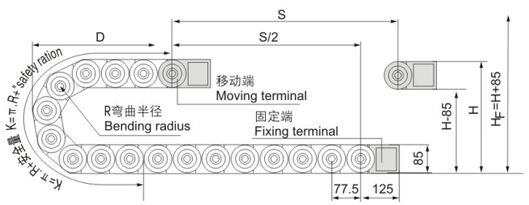

节距 =77.5mm ，每米节数 =13 ，链长 =S/2+K ， S= 行程距离， K= π .R+" 安全量 "+1 节距
Pitch=77.5mm,link per meter=13,length of chain=S/2+K,S=stroke.K= π .R+"safety ration"+1 Pitch

R	125	150	200	250	300	400	500
H	335	385	485	585	685	885	1085
D	248	273	323	383	423	523	623
K	560	640	800	960	1120	1440	1760

- 卡扣式连接
- 可将拖链双侧档片打开，方便安装、检查或更换线缆
- 开装竖隔片、横隔片区分空间，更有效保护线缆
- 适应于直径60毫米以下线缆
- Sanp-on connection
- The ledge of the cable chain is able to open to install, inspect and replace cables.
- The cable chain can be mounted separator and cross separator to effectively protect cables.
- The cable chain is suitable for a diameter of 60mm or less of cable.

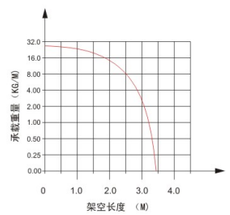

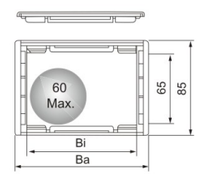

接头安装尺寸图 Joint installation dimension drawing

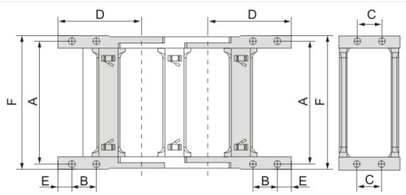





H65系列-两侧打开 H65 series - both sides open

序列号 No.	内高 Hi	内宽 Bi	外高 Ha	外宽 Ba	弯曲半径 Bending radius R	款式 Styles	节距(G) Pitch distance	接头孔距 (mm) Hole distance A	B	C	D	E	F	孔径 Bore diameter
H65系列	65	50	85	85.5	R125 R150 R200 R250 R300 R400 R500	Q.S / F.S	77.5mm	72	35	45	125	20	90	9mm
	65	60	85	95.5				82	35	45	125	20	100	
	65	75	85	110.5				97	35	45	125	20	115	
	65	90	85	125.5				112	35	45	125	20	130	
	65	100	85	135.5				122	35	45	125	20	140	
	65	117	85	152.5				139	35	45	125	20	157	
	65	125	85	160.5				147	35	45	125	20	165	
	65	150	85	185.5				172	35	45	125	20	190	
	65	175	85	210.5		Q.S		197	35	45	125	20	215	
	65	200	85	235.5				222	35	45	125	20	240	
	65	250	85	285.5				272	35	45	125	20	290	
	65	300	85	335.5				322	35	45	125	20	340	

注：Q.S表示为桥式两侧打开型；F.S表示为全封闭两侧打开型；
Note: Q.S-Bridge type open of both side；F.S-Sealing type both side opening

增强80系列 Enhanced 80 series

两侧打开 Open on both sides

主要技术参数 Basic technical data

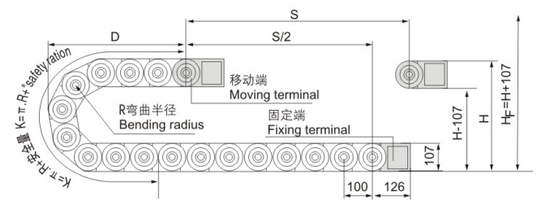

节距 =100mm ，每米节数 =10 ，链长 =S/2+K ， S= 行程距离， K= π .R+" 安全量 "+1 节距
Pitch=100mm,link per meter=10,length of chain=S/2+K,S=stroke.K= π .R+"safety ration"+1 Pitch

R	150	200	250	300	400	450	550	600
H	407	507	607	707	907	1007	1207	1307
D	304	354	404	454	554	604	704	754
K	700	900	1000	1200	1500	1700	2000	2100

- 卡扣式连接
- 可将拖链双侧档片打开，方便安装、检查或更换线缆
- 开装竖隔片、横隔片区分空间，更有效保护线缆
- 适应于直径72毫米以下线缆
- Sanp-on connection
- The ledge of the cable chain is able to open to install, inspect and replace cables.
- The cable chain can be mounted separator and cross separator to effectively protect cables.
- The cable chain is suitable for a diameter of 72mm or less of cable.

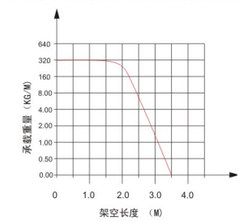

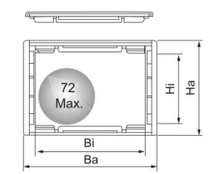

接头安装尺寸图 Joint installation dimension drawing

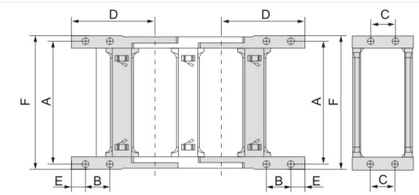

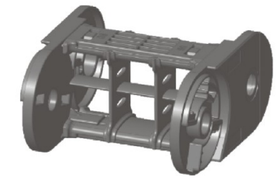



H80系列-两侧打开 H80 series - both sides open

序列号 No.	内高 Hi	内宽 Bi	外高 Ha	外宽 Ba	弯曲半径 Bending radius R	款式 Styles	节距(G) Pitch distance	接头孔距 (mm) Hole distance A	B	C	D	E	F	孔径 Bore diameter
H80系列	80	75	107	123	R150 R200 R250 R300 R400 R450 R550 R600	Q.S / F.S	100mm	100	35	66	126	20	119	9mm
	80	100	107	148				125	35	66	126	20	144	
	80	125	107	173				150	35	66	126	20	169	
	80	150	107	198				175	35	66	126	20	194	
	80	175	107	223				200	35	66	126	20	219	
	80	200	107	248				225	35	66	126	20	244	
	80	250	107	298				275	35	66	126	20	294	
	80	300	107	348		Q.S		325	35	66	126	20	344	
	80	350	107	398				370	35	66	126	20	394	

注：Q.S表示为桥式两侧打开型；F.S表示为全封闭两侧打开型；
Note: Q.S-Bridge type open of both side；F.S-Sealing type both side opening